

S A National Handgun L IV Champs July 2018 - Limpopo

Stage No.	STAGE NAME	Starting Option	Type			Min. No. Rds	Match Score Points	Match Score %	Paper Targets										Metal				Range position						
			S	M	L				IPSC Full	IPSC Partial	Mini Full	Mini Partial	Clam Full	Clam Mini	Swing Classic	Swing Mini	Run Full	Run Mini	Clay	No Shoot IPSC	Pop	Poppers Full		Poppers Mini	Plate 20cm	Plate 30cm			
AREA 1																													
1	Stage 1	2		16		16	80	16.8%																					
2	Stage 2	1			24	24	120	25.3%																					
3	Stage 3	3		14		14	70	14.7%																9		5			
4	Stage 4	1		16		16	80	16.8%																					
5	Stage 5	1	7			7	35	7.4%																					
6	Stage 6	1	8			8	40	8.4%																					
7	Stage 7	1	10			10	50	10.5%																					
Totals			25	46	24	95	475	100%	0	0	0	0	0	0	0	0	0	0	0	0	0	0	0	0	0	9	0	5	0
			Total Stages	95																									

Required stage ratio (App A4)

REMARKS

0



ALL TARGETS IN THIS MATCH WILL BE BROWN TARGETS.



ALL NO SHOOT TARGETS, STEEL AND POPPERS INCLUDED WILL BE RED TARGETS.



PI = PLATE



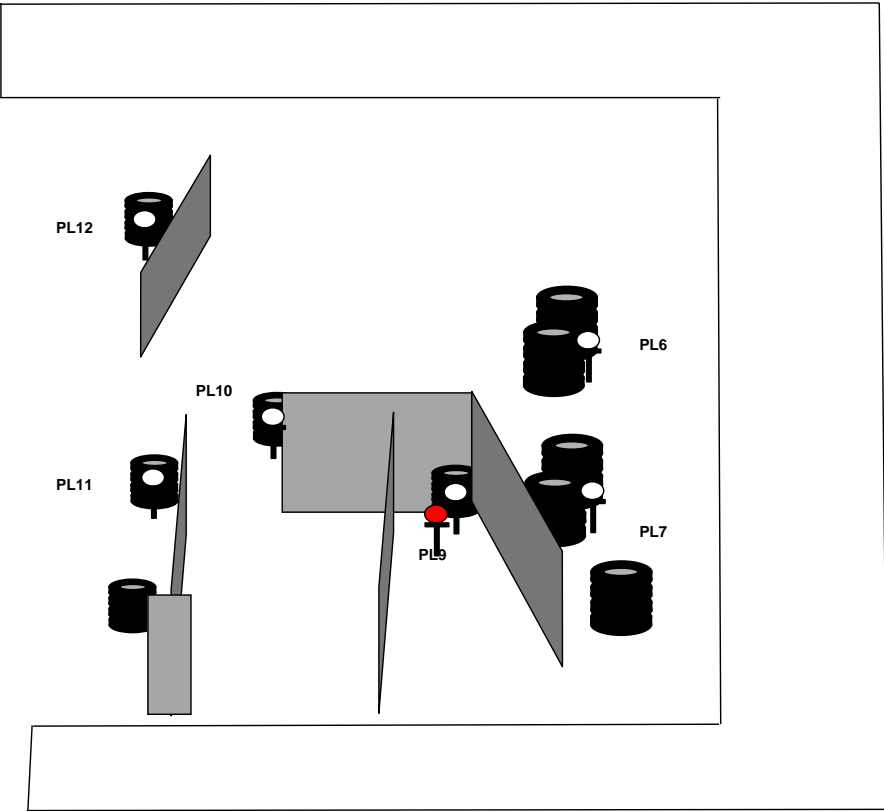
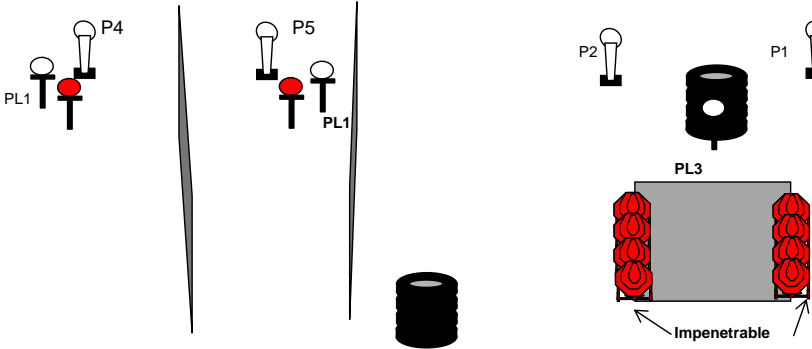
P = Popper



Stage 1 Medium Course Bird Shot

<p>Targets: 12 IPSA Plates Poppers: 4 No shoot targets: 4</p>	<p>Minimum rounds: 16 Possible points: 90 Distance: 3-30m Start: On audible signal.</p>
---	--

The competitor starts anywhere in the demarcated area.
 On signal engage targets as they become visible from within the demarcated area.



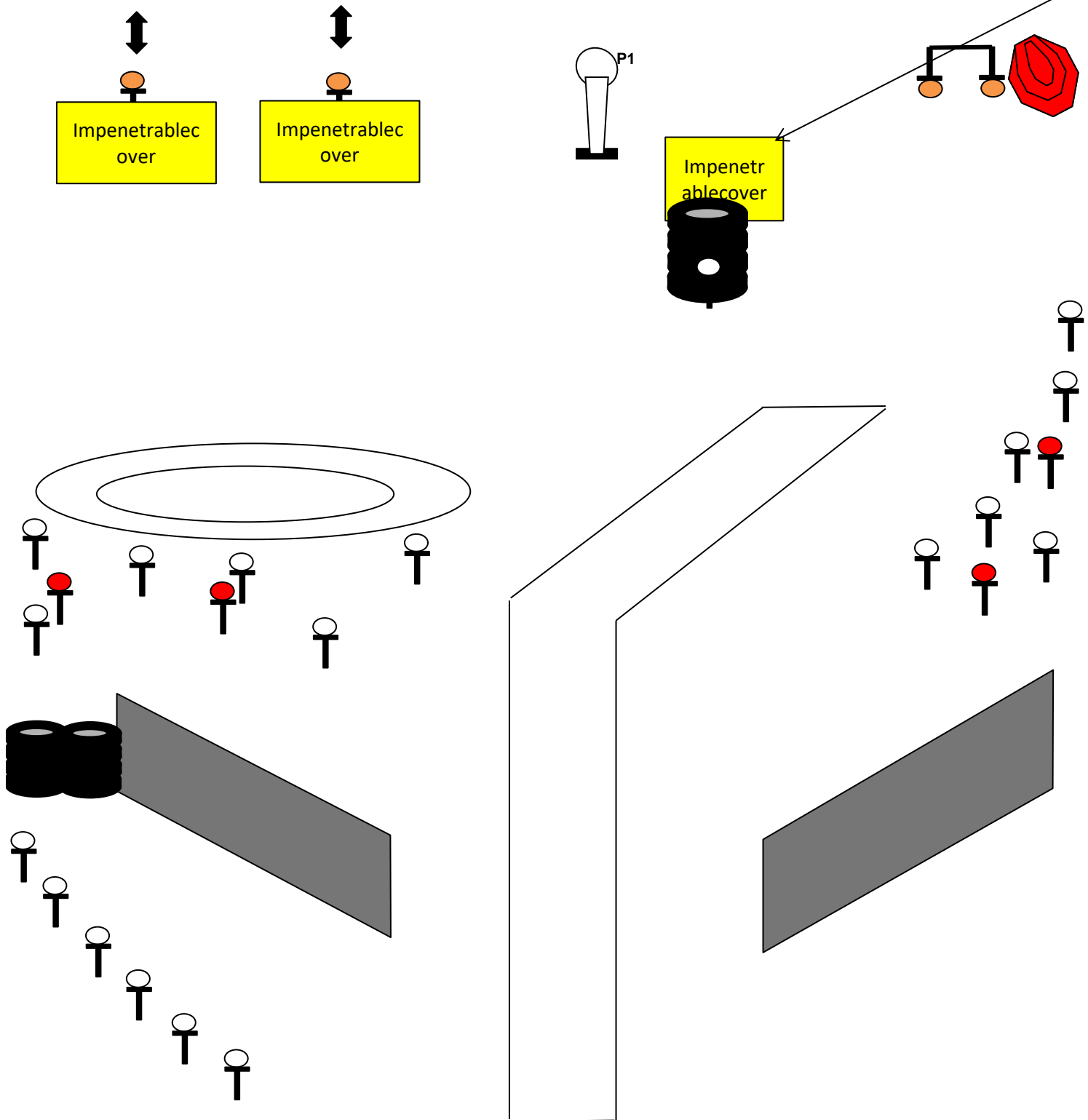
Notes for Stage Builder
 Plates will be visible from further or closer positions offering time rewards but having risks.

Notes for Range Officer

Stage 2 Long Course Bird Shot

Targets: 0 Plates: 21 Poppers: 1 No shoot targets: 4	Minimum rounds: 24 Possible points: 120 Distance: 5- 12m Start: On audible signal.
---	---

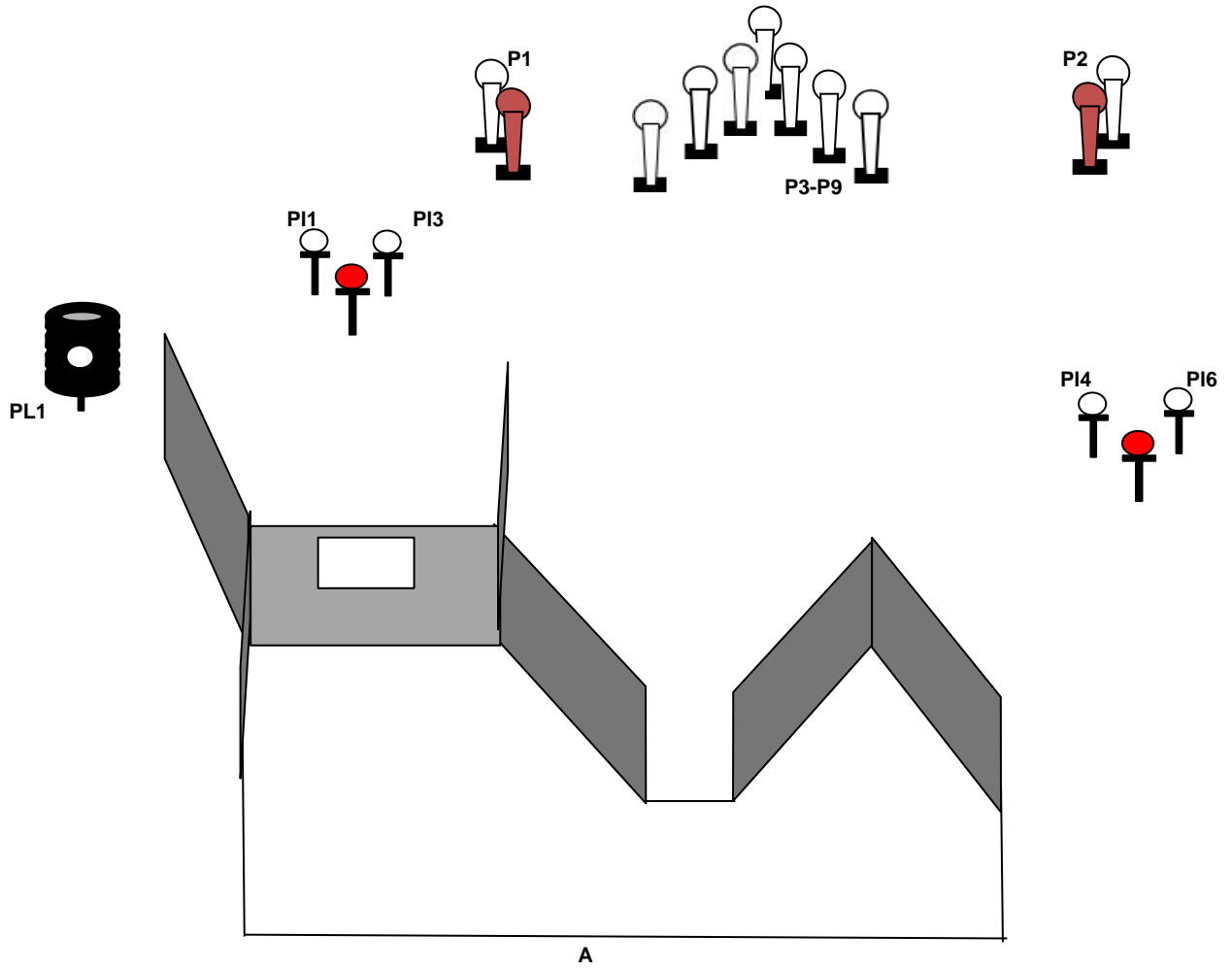
The competitor starts anywhere in demarcated area.
 On signal engage targets as they become visible from within the demarcated area.
 P1 will activate T1, T2. T4 will disappear.



Satge 3
Short Course Bird Shot

Targets:	0 IPSC Targets	Minimum rounds:	14
Plates:	5	Possible points:	70
Poppers:	9	Distance:	7- 18m
No shoot targets:	4	Start:	On audible signal.

The competitor starts with heels touching at A shotgun loaded option 3
On signal engage targets as they become visible from within the demarcated area.



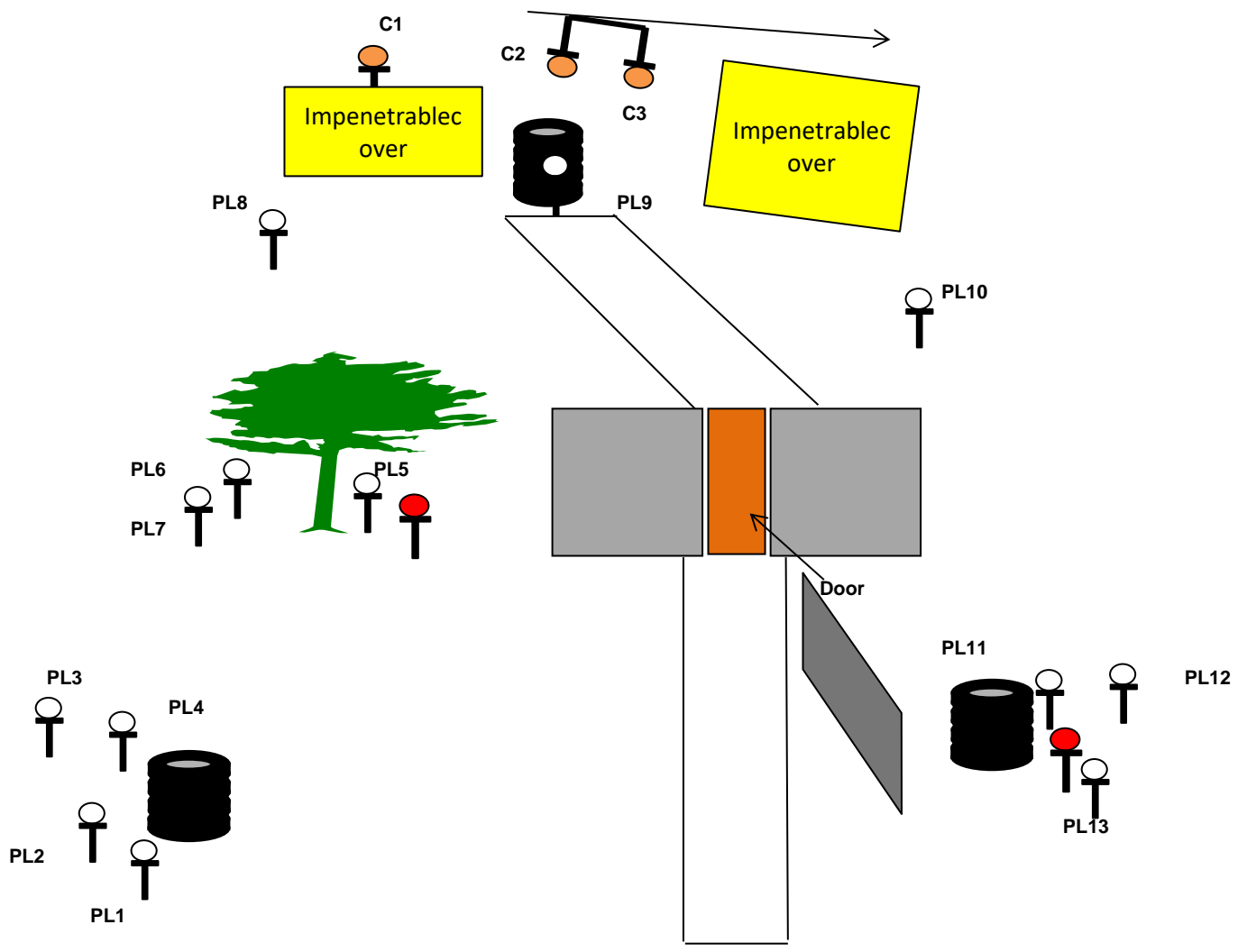
Notes for Stage Builder

Notes for Range Officer

Stage 4 Medium Course Bird Shot

Targets: 0	Minimum rounds: 16
Plates: 13	Possible points: 90
Poppers: 0	Distance: 5- 17m
No shoot targets: 2	Start: On audible signal.
Frangeble: 3	

The competitor starts anywhere in the demarcated area.
 On signal engage targets as they become visible from within the demarcated area.
 Moving through the door will activate C1. C2 will activate C3.



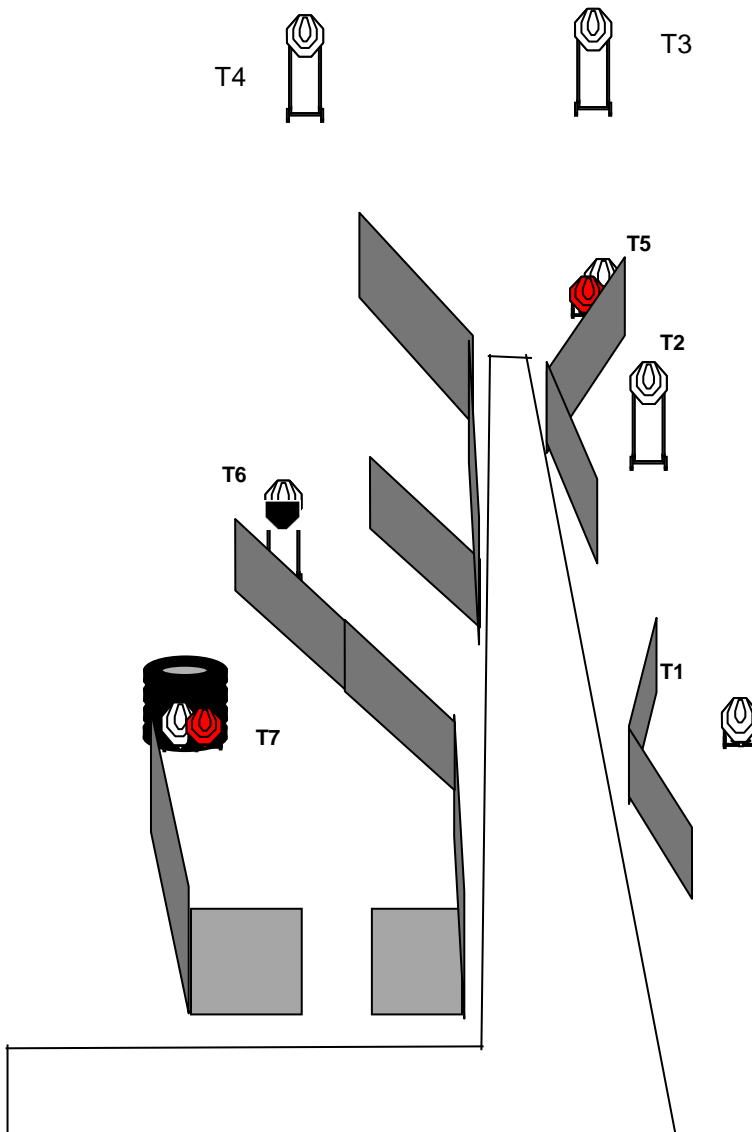
Notes for Stage Builder
 From the time the door is opened it will be the decision of the competitor when to engage the runner.

Notes for Range Officer

Stage 5 Short Course Slugs

Targets:	7 IPSC Targets	Minimum rounds:	7
Plates:	0	Possible points:	35
Poppers:	0	Distance:	8-20m
No shoot targets:	2	Start:	On audible signal.

The competitor starts anywhere in demarcated area. Shotgun loaded option 3
On signal engage targets as they become visible from within the demarcated area.



Notes for Stage Builder

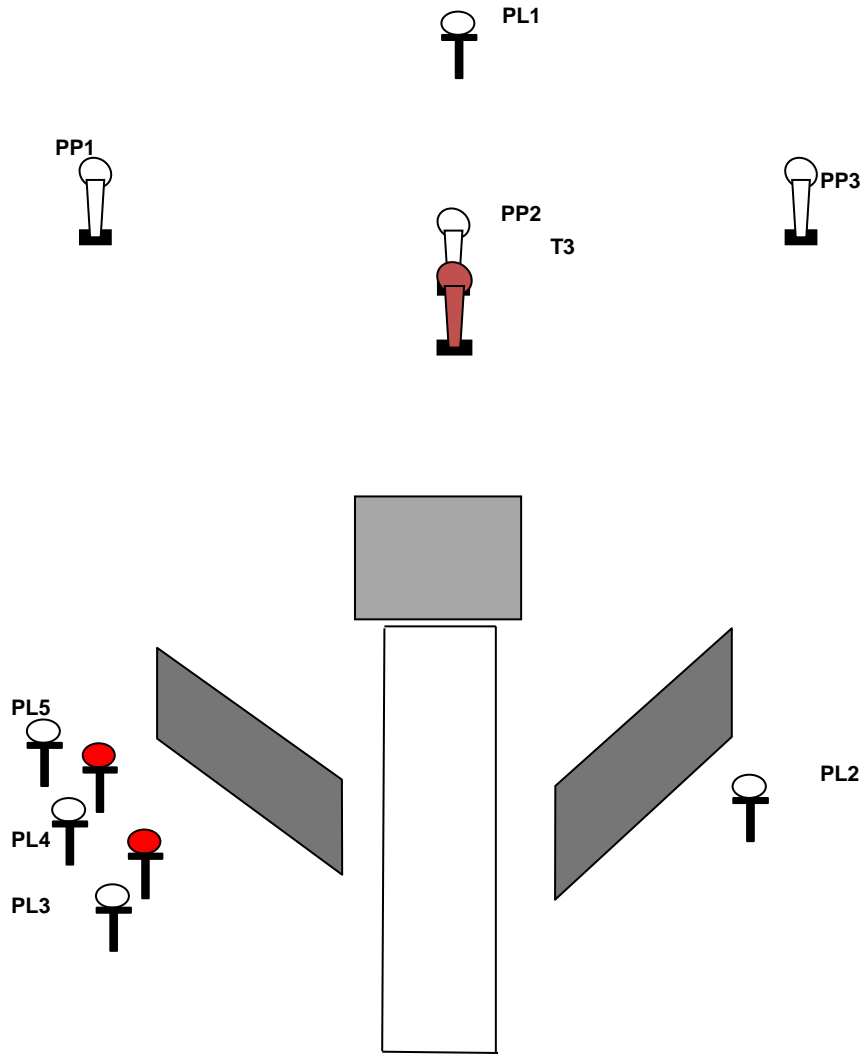
One of those "how fast can you go without making mistakes" stages.

Notes for Range Officer

Stage 6 SHORT COURSE Bird Shot

Targets: 0 IPSC Targets Plates: 5 Poppers: 3 No shoot targets: 0	Minimum rounds: 8 Possible points: 40 Distance: 5- 20m Start: On audible signal.
---	---

The competitor starts anywhere in the demarcated area.
 On signal engage targets as they become visible from within the demarcated area.



Notes for Stage Builder

Offering either longer range freestyle shooting or weakhand, strong hand around the barricade.

Notes for Range Officer

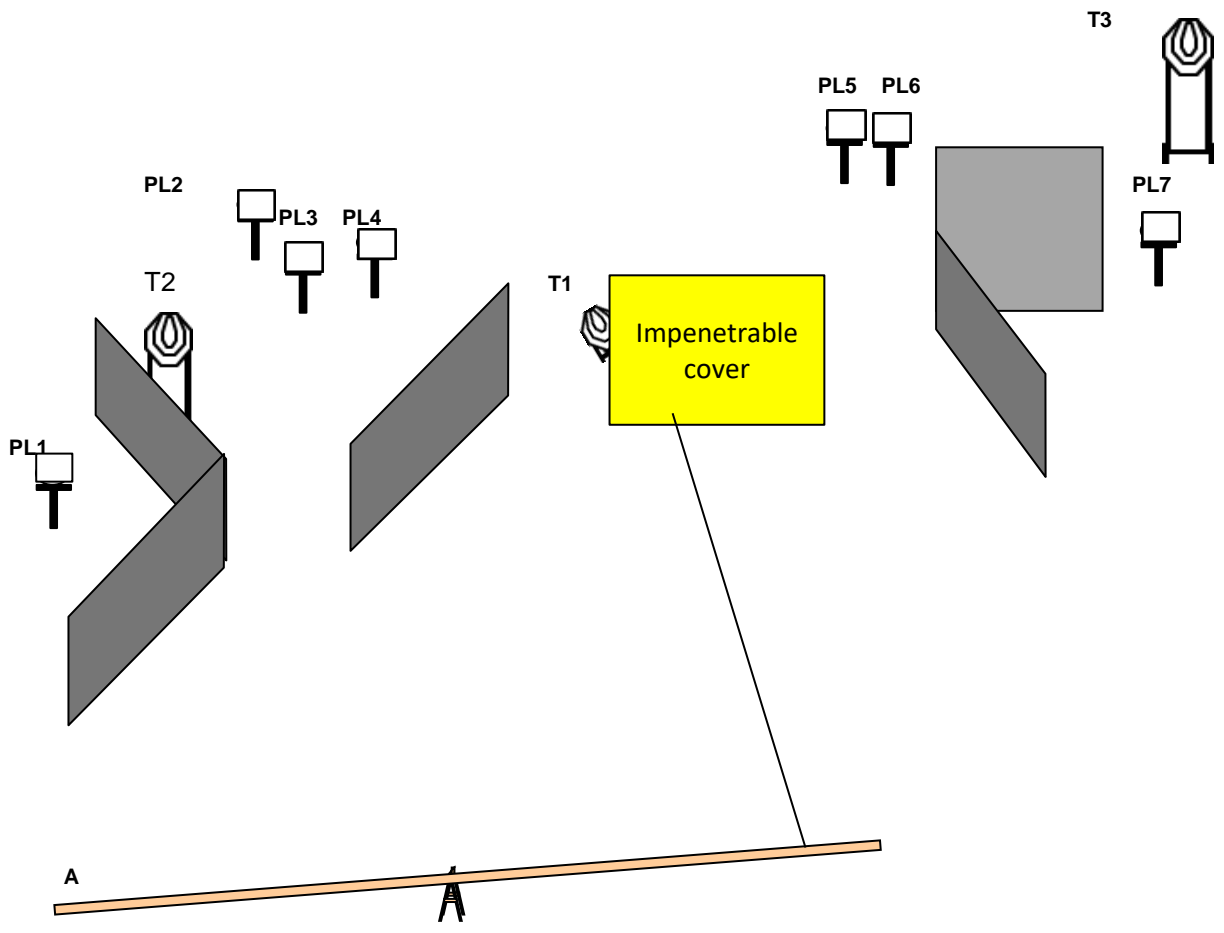
Barricades are not part of the shooting area.

Stage 7

Medium Course for Buckshot

Targets:	3 IPSC Targets	Minimum rounds:	10
Plates:	7	Possible points:	65
Poppers:	0	Distance:	5- 17m
No shoot targets:	0	Start:	On audible signal.
Frangible:			

The competitor starts at A on moving platform. Loaded Option 2.
 On signal engage targets as they become visible from on top the demarcated area (moving platform).
 Moving over the centre point will activate T1.



Notes for Stage Builder
 Plates can either be shot on the going over or coming back to shoot C1
 The bridge will be at least 500mm wide and will not be a balancing act .

Notes for Range Officer